

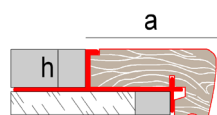


Novopeldaño® 2 Classic



Novopeldaño® 2 Classic is a stair nosing inside a wide range from Emac®. This stair nosing is made of wood, which brings warmth and color to the stair where it is installed. There are four types of wood available depending on if is going to be installed outdoors or indoors. This stair nosing is elegant and durable.

General Features



Material:	Aluminium + Wood
Lenght:	8ft2in / 2.5 l.m.
	3ft9in / 1.20 l.m.
	3ft2in / 1 l.m.
	1 ft / 0.316 l.m.
Dimensions:	(*)h: 7/16" / 11 mm.
	(*)a: 1-3/4" / 45 mm.
	h: 11/16" / 17.5 mm.
	a: 2-3/4" / 70 mm.
Packaging:	(*)10 u./box
	6 u./box

Finishes:



Applications

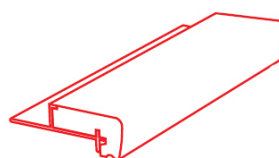
Novopeldaño® 2 Classic is a stair nosing made of different kinds of wood. It can be installed in any stair and adapts to any environment.

Complementary pieces

Novopeldaño® 2 Classic has two complementary pieces available to help in its installation on any stair and situation. These pieces are specially designed for angles and small sections of stairs.



Exterior angle



Lateral piece

Materials

Wood

Novopeldaño® 2 Classic is available in four types of wood:

Iroko: Also known as African Teka. Is a wood considered as very durable against fungi and termites. The colour is yellowish brown, which become golden brown when it's exposed to direct sunlight. The range of density is between 630 and 670Kg /m3. Used as well in interior as exterior.



Tali: Its colour changes from yellowish brown to reddish brown. From African origin, its density is 890 – 960Kg/m3. It's installation is recommended for outdoors.

Mahogany of guinea: Its colour is reddish and darkens depending to the light exposure. The veins are quite visible and numerous. Origin from America, the density is 640 – 770 Kg /m3. Outdoor specially recommended.

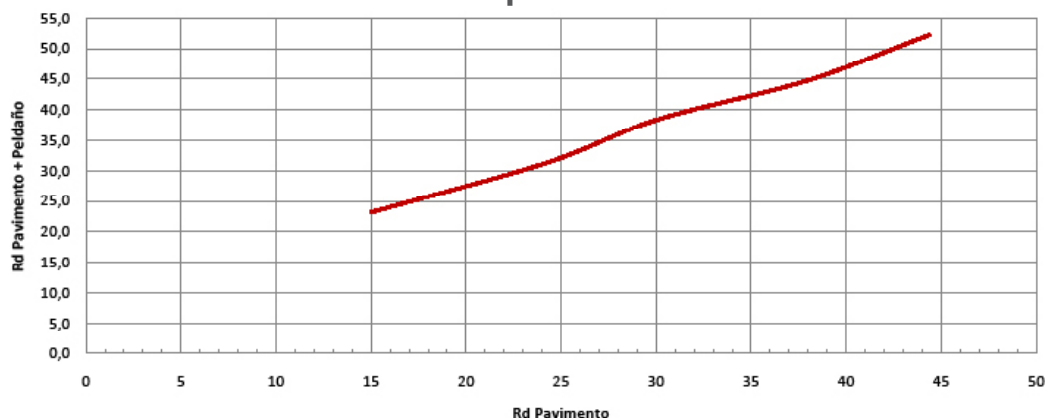
Oak: Its natural colour goes from clear brown to yellowish. Veins are quite visible and numerous. It is American origin, and its density 670 – 770 Kg /m3. Often used in furniture and cabinet work. Only recommended indoors.

*You can amplify information by consulting the Technical Files of the materials in www.emac.es

Slip resistance

Novopeldaño® 2 Classic has been tested to determine its performance against slip. This test has been done in AIDICO (Technological institute of construction). Through this test we know the R_d value of the pavement. This value is equivalent to the performance of the product against slip. In the table below we find out how the class of the pavement changes, due to its R_d value.

Novopeldaño® 2 Classic Slip resistance



ENTIDAD ASOCIADA A:



** In this chart you can see the comparison between R_d of the pavement without Novopeldaño Rd Classic ® 2 and the R_d of the pavement with the stair nosing installed. Areas have been identified between the different classes, being able to clearly observe the improvement obtained both in R_d value and class of pavement.

Comparison between R_d y Class

R_d Pavement	Initial class of pavement	R_d Pavement + Novopeldaño® 2 Classic	Pavement class + Novopeldaño® 2 Classic
15 - 27,2	1	23,1 - 35	1
27,2 - 35	1	35 - 42,2	2
35 - 38,2	2	42,2 - 45	2
38,2 - 44,2	2	45 - 52,3	3

Placement

1. Spread a big amount of gripping material on the riser
2. Place the tile on the riser and press to an optimal adherence
3. Then, spread a big amount of gripping material on the tread and align the profile on its vertex (Do not let overhang, the leverage may remove the step and the tiles). Then press for material to pass through the mechanized holes of the fixing wing
4. Place the tile on the tread, align it to the profile and ensure a perfect adhesion
5. Clean the possible remaining material, remove the protective film and let dry.



Cleaning and maintenance

After the installation of the profile, we recommend the immediate cleaning of the gripping material to avoid loss of appearance.

To clean wooden profiles you should use neutral cleaners diluted in water. Do not use abrasive cleaners (bleach, hydrochloric acid). You can also clean the profile with soap and water with a soft sponge. Cleaning is recommended as often as necessary.

Technical information

You can find out more information about the technical features of Emac®'s products by downloading its Technical File in www.emac.es.

If you have any query, please contact our Technical Department in tecnico@emac.es.



Outdoors



Indoors



Paving



Recyclable