

Novoencimera

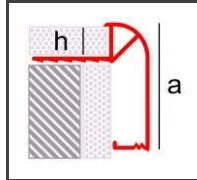
a: 48 mm

h: 12 mm.

Length: 250 cm

Material: Aluminium

® Patented Model as industrial design.
Registration number: 0504253-0002(4)



NOVOENCIMERA

Aluminium profile with great versatility for the finish off benches, worktops, shelves and steps tiled with ceramic tiles or any other material.

The Novoencimera decorates and protects giving the beauty and resistance of aluminium.

It offers in anodized, certificated with the mark of quality Qualanod. This process allows further increase of corrosion resistance and durability of aluminum.

It is the complementary pieces available to get a perfect finish: interior and exterior angle and cover.

PROPERTIES OF ALUMINIUM

- Aluminium is, after iron, the metal more used in the world, and, very regularly, used in modern construction too, as it has many technical advantages.
- Aluminium protects itself forming quickly a thin surface layer of aluminium oxide (Al_2O_3) when it to come into contact with the air. This layer is waterproof and stops the process of oxidation, which provides durability and medium corrosion resistance. This layer can dissolve with citric acid forming aluminium citrate.
- Aluminium used corresponds to the alloy 6063, according to the European Aluminium Association (Numerical designation L-3441/38-337, according to Spanish Standard UNE 38-301-89).
- It's a light, malleable and and very tough material. Its specific mass is $2,70 \text{ g/cm}^3$.
- Fire resistance** classification as **A1** according to the current standard UNE EN 143501-1:2007. This classification corresponds to the class as **MO** according to NBE-CPI-96 (in accordance with the previous standard UNE 23727:1990), corresponding to a non-combustible material against the thermal action.
- Anodizing process that is performed on Novopeldaño[®] 4 have Qualanod quality label. The protection and colour provided are stable, smooth and durable, providing an aesthetic appearance and the highest quality finished.



FINISH OFF

Novoencimera is offered in anodized aluminium guaranteed by Qualanod label of quality.

ANODIZED ALUMINIUM

The anodized aluminium is one of the metals with higher attributes, benefits and applications. Thanks to its durability and resistance to corrosion can be placed outdoors without experiencing deterioration as time goes by.

The anodized is the most effective means to prevent corrosion of aluminium. With the anode protection, the resistance to corrosion is permanent, although any mechanical damage on the surface that breaks the anodic film can create an area susceptible of attack.

The superficial treatment of anodising brings a protection to abrasion and wear, even increases the surface hardness faced to blows too. As well:

- Maintains of the appearance "brand new" of the product.
- It creates a surface which rejects impurities to fill up the hygiene conditions.

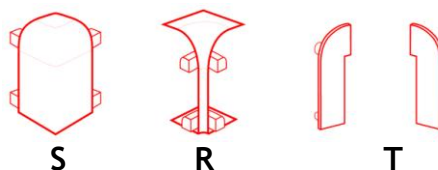


- Creates a decorative surface with a shine and durable colour and "pleasant at touch".
- Electrical insulation action.

Anodized Emac[®] Profiles have an uniform thickness, which makes it resistant to a multitude of applications, from insides, not aggressive outdoors, rural or urban, to marine or industrial and urban atmospheres with great pollution. They have been certified, with quality label Qualanod, which regulates the process, periodic testing and results. The Qualanod stamp guarantees the following qualities:

- Appearance and colour always similar (according EN 12373-1).
- Thickness measurement.
- High control of seal and impregnation.
- High resistance to abrasion.
- Strength to the light.
- Testing in acid acetic chamber according to ISO 9227.
- Nitric acid immersion testing.

COMPLEMENTARY PIECES



The Novoencimera has the complementary pieces available to get a perfect final touch: interior (R) and exterior (S) angle and right and left cover (T).

These pieces are made of Zamak, an alloy, non-ferrous, zinc with aluminium, magnesium and copper (according to UNE-

EN 1774), that allows to obtain injected pieces for the perfect finish of the corners.

It is a tenacious material, with high hardness, high mechanical resistance and an excellent plastic deformability.

These complementary pieces are supplied with a colored protector adapted to the material and finished that it complements.

PLACEMENT

1. First extend abundant material grip on the stair pan where we will place the profile.
2. Put the pavement in the riser.
3. Then, align the profile on the step's vertex, resting on the riser, not to leave the profile without support.

Push the profile to ensure the perfect fixing, making sure that the material grip pass through the die, for that purpose.

4. Put the pavement on the wing fixing.
5. Finally, clean carefully the possible remnants of fixing material to prevent loss of appearance.



Placement example of a Novopeldaño® model

CLEANING AND MAINTENANCE

After having installed an Aluminium profile, we recommend the immediate cleaning of the fixing material to avoid loosed of aspect.

Steel wool, abrasive cleaner and scouring product are not recommended and could soil, get scratched or eliminate the treatment of the surface of Aluminium. Nor is it advisable to use soda solutions, and strong acidic or alkalis solutions

The natural oxide layer formed on the aluminium is destined to protect it against the corrosion. It can be dissolved with citric acid so do not use cleaners that contain this acid because could remove the protective layer of aluminium, decreasing resistance to corrosion.

Aluminium has amphoteric features. That means it can be dissolved in strong acids and (for example clorhidric acid (HCl) or acid percloric) strong bases (like caustic soda (NaOH), potash (KOH) or ammonia

(NH₃); that is why their use is not recommended.

Aluminium also reacts with Cu⁺² and Cl⁻ ions (since their passivation disappears, and becomes reactive). They may also be affected by contact with solvents containing halogen-alkenes (hydrofluoroethers (HFEs), chlorinated solvents (trichloroethylene), and so on.). Generally, the resistance to the corrosion is guaranteed due to its natural oxide layer.

Curing accelerators based on Chlorides. The curing accelerators additives for mortars often contain chlorides. If you are going to put a stainless steel profile make sure that these accelerators **NOT CONTAIN CHLORIDES**, because will produce the oxidation of the material. There are special versions on the market without chlorides to prevent corrosion of metals.

Anodized Aluminium

Interior Applications

Interior parts can normally be kept clean by wiping them periodically with a soft cloth. If they have not been cleaned for some time, a neutral cleaning fluid and soft cloth can be

used, followed by rinsing in clear cold water. They can then be polished with a soft, dry cloth to make them look like new.

✿ Exterior Applications

In practice, the frequency with which structural components exposed to the atmosphere should be cleaned depends on the kind of parts and the aggressiveness of the environment.

For exterior applications where the decorative appearance and protective function are particularly important e.g. porches, entrances, shop fronts, etc., weekly cleaning is recommended. In this case, i.e. with regular cleaning, it is possible to use clean water and a chamois leather and then wipe the parts down with a soft dry cloth.

Window frames, windowsills and facades must be cleaned regularly, the frequency depending on the aggressiveness of the environment and the construction of the facades. This is best done with a neutral, synthetic cleaning fluid and a cloth, sponge,

chamois leather or soft brush. Then rinse with clear water and rub slightly to dry.


Stubborn dirt can be removed with slightly abrasive cleaning agents or bonded fibres covered with fine neutral polishing powder.

If a preserving agent is applied to the structural components after cleaning, care should be taken that only an extremely thin water repellent film remains. This must not yellow, not attract dust and dirt nor have iridescent effects. Waxes, vaseline, lanolin and similar substances are not suitable.

Multi-purpose cleaners must meet the same requirements.

Soda solutions, alkalis and acids must always be avoided. Abrasive materials, metallic cloths, wire brushes, etc. should never be used.

TECHNICAL INFORMATION



You can download more information about the technical characteristics of the material that the

Novoencimera is made of in www.emac.es

If you have some query or question, please contact with the technical office: otecnica@emac.es