



Novoescocia® 4 Mini

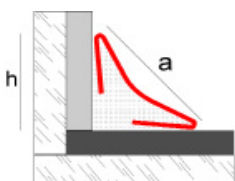
Stainless Steel



Profile with smoothed curve and reduced face side, made of Stainless Steel AISI-304. Designed for its placement in joints wall-floor, floor-floor to make the cleaning and maintenance of corners easier. Its placement without work makes it perfect for rehabilitation or reform.

It is ideal for public installations or homes. Available in high brightness finish.

General Features



Material:	Stainless Steel AISI-304
Length:	8ft2in / 2,5 m.l.
Dimensions:	h: 7/16" / 11 mm. a: 9/16" / 15,3 mm.
Packaging:	50 u/box
Finishes:	16 - Stainless Steel high brightness



16

Applications

Scope of Novoescocia® 4 Mini Stainless Steel:

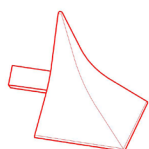
- Corners between wall and kitchen counter tops
- Perimeters in shower trays or bathtubs
- Wall-floor, wall-wall or wall-ceiling joints, horizontally and vertically

It's ideal for bathrooms, kitchens, medical consultations, restaurants, etc...

Its design is versatile and is appropriate for homes, offices, public buildings or installations with high requirements of hygiene and cleanliness.

Complementary pieces

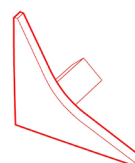
Novoescocia® 4 Mini Stainless Steel has complementary pieces available, made of Zamak, for its perfect finish.



Exterior angle



Interior angle



Cover

Materials

Stainless Steel

Novoescocia® 4 Mini Stainless Steel is a profile made of stainless steel AISI-304. All material batches are tested with the composition test to determine that they fulfill with the specification of the alloy. Stainless steel used in the Emac® products has been also tested with salt spray test, exceeding 500 hours of exposition without signs of corrosion.

Stainless steel is a highly durable and resistant material, with an excellent superficial appearance that does not degrade along the time. The finish available is high brightness. All the finishes are slightly porous and smooth, making easier the hygiene of the installation.

Zamak

The complementary pieces of Novoescocia® 4 Mini Stainless Steel are made of Zamak. The zamak is a non ferrous alloy of zinc with aluminium, magnesium and copper (UNE EN 1774). It is tough, has high hardness, high mechanical strength and excellent plastic deformability.

The surface finish applied, protects the profile and is similar to Novoescocia® 4 Mini Stainless Steel finishes.

**You can find out more information by consulting the Technical Files of the materials in www.emac.es*

Technical Features and Tests



Alloy	AISI-304 Composition test of each batch		AIMME
Corrosion resistance	Salt spray test + 504 hours without change (stainless steel)	UNE 112017:92	AIMME

Placement



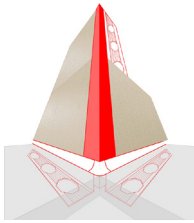
To see the video, capture this image with your mobile phone (QR code reader software is necessary) or click on it.

Clean the surface destined to the installation of Novoescocia® 4 Mini Stainless Steel and remove the protective film from the back of the profile, keeping the face side covered.

1. Cover generously the back face of Novoescocia® 4 Mini Stainless Steel with an adhesive silicone type "MS Sealing/Express Adhesive" from Fischer or similar.
2. Fill also the posterior cavity with the same adhesive to ensure a perfect sealing and good grip.
3. Place the Novoescocia® 4 Mini Stainless Steel on the corner and press firmly ensuring a good contact between both surfaces.
4. Finally clean the remaining material and let dry.

** In humid environments or in direct touch with water, it is recommended to seal the joints between Novoescocias® with silicones.*





To achieve a perfect finish and protection, we recommend the installation of Novolistel® 3 Stainless Steel in vertical corners as a complement to this Novoescocia®. This listello is available in the same high brilliance finish. The complementary pieces allow its combination and guarantee a perfect finish in the corners.

Cleaning and maintenance

The immediate cleaning of the material after its installation is necessary to avoid that remainings of mortar, concrete or iron particles from wool or tools could cause corrosion.

For indoor applications, you can use water with detergent or liquid soap to remove dirtiness and possible fingerprints marked on the surface. In high brightness finishes, you can use a glass cleaner. There are specific cleaners in the markets for stainless steel which clean the material and reduce possible stains. Whenever you clean stainless steel, ensure you rinse it well and dry totally to prevent fogging.

Steel wool or similar products, are not recommended because they could scratch the surface and create pitting corrosion. Pay special attention while using materials containing chlorides, they are not indicated because could oxidize the material. Hydrochloric acid or iron products in a long contact with the material are neither recommended. Do not use cleaners for common steel for the cleaning of

Technical information

You can find out more information about the technical features of Emac®'s products by downloading its Technical File in www.emac.es.

If you have any query, please contact our Technical Department in tecnico@emac.es.



Indoors



Wall tiling



Flooring



Recyclable