



Novoescuadra MINI



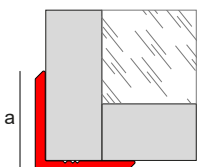
Novoescuadra MINI is an overlapped profile, from **EMAC®'s MINI Collection**, made of aluminum, designed to be installed in all types of cladding, including plaster and wallpaper walls, which allows to protect as well as decorate the corners of the installations. It is perfect for installations with thin coatings. Its visible face of only 13 mm, with beveled corners, makes it very discreet to integrate into all kinds of projects. Available in trendy anodized and lacquered finishes.

Applications


Novoescuadra MINI is a profile intended for the protection of edges in walls with all kinds of coverings, including low-thickness ones such as vinyl, slimm ceramics, wallpaper...

General features


Material:	Aluminium
Length:	2,5 ml
Dimensions:	a: 13 mm
Packaging:	20 u/box
Finishes:	



Matt silver - 13



Matt black - 90



Matt white -142



Royal gold -181

Technical features and Tests

Alloy:	6063 / T5	
Stress test:	110-130 MPa	EN 755-2
Tensile strength:	160-175 MPa	
Elongation (%):	8%	
Fire resistance:	M0 (UNE 23-727-90)	
Abrasion resistance:	Very good	
Corrosion resistance:	Very good	
Appearance and color:	Excellent	EN 12373-1
Anodizing/lacquering:	Qualanod / Qualicoat seal	



Materials

Novoescuadra MINI is a profile made by extrusion of aluminum. The anodizing process improves the corrosion resistance, mechanical resistance and appearance of profiles. It has the quality seal Qualanod, which guarantees the quality of the process and the resulting profiles. This seal regulates several tests: appearance and color, thickness measurements, sealing and impregnation control, abrasion resistance, lightfastness, acetic saline chamber and nitric acid immersion.

The lacquered finishes have a high quality and homogeneous surface. The lacquering has the quality seal Qualicoat, which guarantees the quality of the process and the final products. Aluminum is a material with excellent chemical and physicomechanical properties. It is light, tough, ductile, malleable and highly durable.

Installation

Novoescuadra MINI is a very easy to install profile:

1. First clean the profile and the surface to be installed to guarantee a perfect adhesion without imperfections.
2. Then, apply adhesive on the inner faces of the profile to facilitate bonding. You can use mounting adhesive or polyurethane mastic or similar.
3. Align the profile against the surface and keep it pressed until they are bonded.
4. Remove the leftover material, if necessary and let dry.

Cleaning and maintenance

The product must be cleaned periodically with a soft cloth. If you use a neutral liquid cleaner, you must rinse the profile with cold water and dry it to remove the humidity excess. The persistent dirtiness can be removed by using cleaning approved agents lightly abrasive or a grid covered with polished powder neutral.

Steel wool, abrasive cleaners, souring products as well as strong acids (hydrochloric and perchloric), strong bases (caustic soda or ammonia) or carbonated solutions are not recommended. Citric acid is neither recommended because dissolves the protective layer of the surface of aluminium. Waxes, petrolatum, lanolin or similar substances are not appropriate. Solvents containing haloalkanes (hydrofluoroether and chlorinated solvents) and curing accelerators containing chlorides should not be used (use special accelerators free of chlorides).

Technical information

You can find out more information about the technical features of Emac®'s products by downloading their Technical File from www.emac.es

If you have any query please contact our Technical Department in tecnico@emac.es



Emac Complementos S.L. (Spain) info@emac.es // Emac America L.L.C. (FL,USA) info@emac-america.com // Emac Italia S.R.L. (Italy) info@emac-italia.it
www.emac.es

*The data provided are for information only and have been obtained by our supplier or Emac®.
Does not constitute legal guarantee in terms of properties and / or functionality of the application of material*