


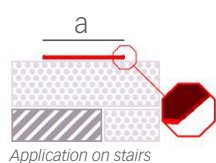
Novopletina®



Novopletina® is a profile made in stainless steel AISI-304 for stair nosing and ramps. Its installation does not require work so it is a profile suitable for rehabilitation or reform works. Novopletina® has been tested to analyse its slip resistance, obtaining a high value and helping to fulfill with DB-SUA document of CTE (Technical Building Code). Its design and properties, make this profile perfect to its placement in public areas or homes. It is available in stainless steel brushed.

General Features

Reg. 1668435-18



| | |
|-------------|------------------------------------|
| Material: | Stainless steel AISI-304 |
| Length: | 3ft2in / 1 l.m. 6ft5in / 2 l.m. |
| Dimensions: | a: 1" / 25 mm. |
| Packaging: | 50 u./box |
| Finishes: | 88 - Brushed |



88

Applications



Novopletina® is a profile designed to its placement in stairs and/or ramps. Its peculiar face side provides a high resistance to slip. This helps to fulfill with the DB-SUA document of the CTE (Spanish Technical Building Code), improving the value of slip resistance of the pavements where is installed. It can be placed at the beginning or the end of ramps in public areas as a marker to prevent falls.

The Technical Guide of Accessibility 2001, recommends the placement of visual and tactile elements at the beginnings and ends of ramps and stairs to favor the accesibility of people with reduced visibility.

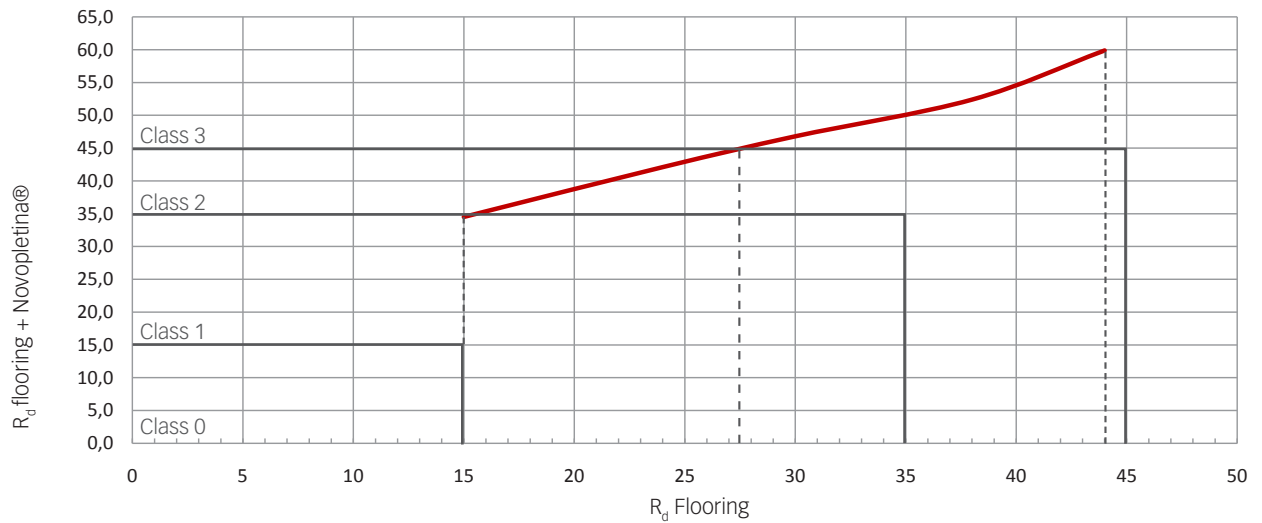
Novopletina® is ideal for public places such as airports, hotels, hospitals, etc. though is also ideal to be installed in homes. Its easy placement, without work, makes it specially suitable in rehabilitation or reform works.

Technical Features and Tests



| | | | |
|----------------------|--|--------------------|--------|
| Alloy | AISI-304 Test of chemical composition of each batch | | AIMME |
| Corrosion resistance | Salt spray test + 504 hours without variation + 650 hours without variation (models made of stainless steel covered with titanium) | UNE 112017:92 | AIMME |
| Slip resistance | Excellent (*see graph in the next page) | UNE-ENV 12633:2003 | AIDICO |

Performance of slip resistance Novopletina®



* In this graph you can see the comparison between the R_d of the flooring without Novopletina® and the R_d of the flooring with the profile installed. The different areas that conform different classes have been delimited to see clearly the improvement obtained of R_d and of flooring class.

Comparison chart R_d and class

| R_d Flooring | Initial class of flooring | R_d Flooring+ Novopletina® | Flooring class + Novopletina® |
|----------------|---------------------------|---------------------------------|----------------------------------|
| 15 - 15,5 | 1 | 34,5 - 35 | 1 |
| 15,5 - 27,5 | 1 | 35 - 45 | 2 |
| 27,5 - 35 | 1 | 45 - 50 | 3 |
| 35 - 44 | 2 | 50 - 59,9 | 3 |

* With the help of this chart you can know the R_d and the class of the flooring which will result due to the installation of Novopletina® as stair nosing. You can compare the values obtained respecting to the flooring without the profile installed. Values marked in green will identify those values whose improvement has meant an increasing of the class of the flooring.

Materials

Stainless Steel

Novopletina® is a profile made of stainless steel AISI-304. All material batches are tested with the chemical composition test to determine that they fulfill with the specification of the alloy. Stainless steel used in the Emac® products has been also tested with salt spray test, exceeding 500 hours of exposition without signs of corrosion.

Stainless steel is a highly durable and resistant material, with an excellent superficial appearance that does not degrade along the time. The finishes available are high brightness, brushed or the "futura" range whose covering contains titanium. All the finishes are slightly porous and smooth, making easier the hygiene of the installation.

*You can amplify information by consulting the Technical Files of materials available in www.emac.es

Placement



1. If you have acquired Novopletina® without adhesive:

Clean the surfaces to join to guarantee a perfect adhesion. Spread a big amount of adhesive type MS Sealing/Express from Fischer or similar on the rear of Novopletina®, place the profile on the desired surface and press carefully. Finally let the adhesive dry and remove the protector film.

2. If you have acquired Novopletina® with adhesive tape or Bricopletina® with adhesive:

Clean the surface where you'll place the profile to guarantee a perfect adhesion. Remove the protective film of the adhesive tape, place the profile on the desired surface and press carefully. Finally, remove the protector film.

If you need to paint or do some work after the installation of Novopletina®, let the protective film on the profile until you have finished the operation.

Cleaning and maintenance

It's necessary the immediate cleaning of the material after its installation to avoid that remainings of mortar, concrete or iron particles from wool or tool could cause corrosion.

For outdoor applications, such as facades, the rain is an efficient cleaner. Pay special attention to difficult access areas and be sure you remove all the remainings of dust and the rest of elements. You can do this cleaning once per month.



For indoor applications, you can use water with detergent or liquid soap to remove dirtiness and possible fingerprints marked on the surface. In highly brilliant finishes, you can use a glass cleaner. There are specific cleaners in the markets for stainless steel which clean the material and reduce possible stains. Whenever you clean stainless steel, ensure you rinse it well and dry totally to prevent fogging.

Steel wool or similar products, are not recommended because they could scratch the surface and create pitting corrosion. Pay special attention while using materials containing chlorides, they are not indicated because could oxidize the material. Hydrochloric acid or iron products in a long contact with the material are neither recommended. Do not use cleaners for common steel for the cleaning of stainless steel.

Technical information

You can find out more information about the technical features of Emac®'s products by downloading its Technical File in www.emac.es.

If you have any query, please contact our Technical Department in tecnico@emac.es.



Indoors



Outdoors



Paving



Recyclable