



COLOR TOUCH Collection

The new EMAC® **Color Touch collection** offers a select range of fashionable colours with a unique tactile sensation for a successful profile like the Novosuelo or Novopared. This profile offers straight lines made of aluminium, designed as a finishing touch to protect and beautify the edges of ceramic tiling, to separate floors, or finish off worktops.

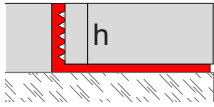
In a world where products are very similar on a visual level, touch makes all the difference. Because when your senses of sight and touch are engaged together, you create a unique experience. This is how our Color Touch Collection was conceived: **attractive colours and a soft tactility** infusing a collection where you can touch colour's true beauty.

Our **Color Touch collection** is the solution where 8–12mm thick claddings meet in the most exclusive settings.


It comes, on one hand, in our **Nature range** of four colours – olive, sand, pink and white – aimed to combine with more handcrafted ceramics, clay, raw, untreated and organic-looking materials. And for more minimalist, avant-garde spaces, characterised by geometric shapes, industrial materials and cooler tones, we have the four colours in our **Tech range**: grey, anthracite, space and black.

This collection has been certified by AITEX, which has carried out a softness test on these profiles, unique in the sector, proving that they are softer to the touch than 100% cotton baby clothes.

General Features



| | |
|-------------|---------------------------------------|
| Material: | Aluminium |
| Length: | 2,5 m.l. (8.2') |
| Dimensions: | h: 8,10,12 mm h: 5/16", 3/8", 1/2" |
| Embalaje: | 10 u/box |
| Finishes: | |




White touch - 172




Sand touch - 173




Grey touch - 174




Space touch - 175




Anthracite touch - 176



Black touch - 177



Pink touch - 178



Olive touch - 179

Applications

Novosuelo/Novopared Aluminum is a profile designed to protect edges of ceramic installations. It can also be installed as a flooring separator or countertop finish among others.

Technical Features and tests

| | | |
|-----------------------|------------------------------------|------------------------|
| Alloy: | 6063 (AA y ASTM) | L-3441 (UNE 38-301-89) |
| Fire resistance: | M0 | UNE 23-727-90 |
| Abrasion resistance: | Alta | |
| Lightfastness: | Excellent | |
| Appearance and color: | Excellent | EN 12373-1 |
| Softness: | Softer than a 100% cotton bodysuit | |



Materials



The profiles of the Color TOUCH collection are made by aluminium extrusion. The lacquering has the quality seal Qualicoat, which guarantees the quality of the process and the final products. The lacquered finishes have a high quality and homogeneous surface.

Aluminum has excellent chemical, physical and mechanical properties. It is lightweight, tough, ductile, malleable and highly durable

Installation

Walls

1. Tile one of the sides of the wall to be tiled. Then, spread a big amount of thin-set mortar on the other side.
2. Place the Novosuelo/Novopared on the corner and press to let the thin-set mortar pass through the holes of the anchoring wing. Coloque el Novosuelo/Novopared sobre el ángulo y presione para que el material de agarre pase a través de los agujeros mecanizados del ala de fijación.
3. Place tiles along the anchoring wing and then press them softly to get an optimal adhesion.
4. Continue tiling until the installation is finished
5. Clean the possible leftover and let dry.



Flooring

1. Spread a big amount of thin-set mortar on the surface to be tiled.
2. Then, place the profile and press it to let the thin-set mortar pass through the holes on the anchoring wing.
3. Place a tile on the anchoring wing of the profile and press to get an optimal contact with the thin-set mortar.
4. Repeat the previous step placing tiles along the profile until the installation is finished. Before curing, tap with a rubber hammer to align the profile with the pavement.
5. Finally clean the leftover material and let dry.



Cleaning and maintenance

The product must be cleaned periodically with a soft cloth. If you use a neutral liquid cleaner, you must rinse the profile with cold water and dry it to remove the humidity excess. The persistent dirtiness can be removed by using cleaning approved agents lightly abrasive or a grid covered with polished powder neutral.

Steel wool, abrasive cleaners, souring products as well as strong acids (hydrochloric and perchloric), strong bases (caustic soda or ammonia) or carbonated solutions are not recommended. Citric acid is neither recommended because it dissolves the protective layer of the surface of aluminium. Waxes, petrolatum, lanolin or similar substances are not appropriate. Solvents containing haloalkanes (hydrofluoroether and chlorinated solvents) and curing accelerators containing chlorides should not be used (use special accelerators free of chlorides).

Technical Information

You can find out more information about the technical features of Emac®'s products by downloading their Technical File from www.emac.es.

If you have any query please contact our Technical Department in tecnico@emac.es

